

2018

KIWILELES

nzukulele.org.nz

SONGBOOK



NZ Ukulele Trust

Te Rūnanga Ukurere o
Aotearoa

Ngā Mihi Nui Kiwileles!

Translation

Ka tangi te Tītī
Ka tangi te Kākā
Ka rere te tangi, o te Ukurere hoki

As the Mutton bird voices its presence
As the Parrot voices its presence
So too does the voice of the Ukulele soar!

Tēnā koutou katoa
Tēnā koutou i ō tātou tini mate
Koutou, kua whetūrangitia ki te korowai o Ranginui
Haere, haere, haere atu ra.
E te Rangatira, Bill Sevesi, ka ora tonu tō moemoeā
e pā ana ki te mahi ukurere mō ngā tamariki katoa.
Moe mai, moe mai rā i te rangimārie.

Greetings to you all.
We acknowledge all those who have passed on, that
have been adorned as stars in the heavens.
Farewell, farewell, farewell.

To the master, Bill Sevesi, your dream is still alive that
every child will get the opportunity to play the ukulele.
Rest in eternal peace.

Ki a tātou te hunga ora, he mihi whānui tēnei ki a koutou
katoa mō tō koutou tautoko i te mahi ukurere, i te mahi
waiata, i te mahi puoro hoki. Ki ou tātou tamariki katoa,
kia kaha, kia māia, kia manawanui! Mahia te mahi!
Tēnā rā koutou katoa.

To those of us that are living, this is an extended
acknowledgement to you all for your support with the
ukulele, songs and music. To all of our children,
be strong, be brave, be steadfast!
Greetings to you all.

He pukapuka waiata ukurere tēnei hei whakanui ngā
puoro Aotearoa, ngā puoro ukurere hoki.


This is a Ukulele Songbook that celebrates
NZ music and Ukulele music.

Nō reira, karawhiua! Kia rere te ukurere!
Tēnā koutou, tēnā koutou, tēnā rā tātou katoa.


Hence, go for it! Let the ukulele soar!
Greetings to you all.

OUR STORY


Since 2007, The New Zealand Ukulele Trust has been helping young people
and their families and school communities to experience the joy of music.
Together, with our Kiwileles, teachers and ukulele supporters from throughout
the country, we're making musical dreams come true!



*BILL SEVESI (1923-2016) was a founding patron of NZ Ukulele Trust.
His dream that "every child in NZ would get the chance to learn to play the ukulele"
has inspired NZUT to help Bill's dream become a reality!*



Song Title	Track	Page
Kiwi Ukulele	1	8
Toro Mai	2	11
Everybody Loves Saturday Night	3	12
Manu O Le Vaveao	4	15
Nurses of Anzac	5	16
Whiti Te Marama	6	18
Ukulele Boogie	7	20
Tiare Rarotonga	8	21
Won't You Stay?	9	23
A Te Tarakihi	10	25
Shoshaloza	11	26
Over The Rainbow	12	28
Tūtira Mai	13	31
Rivers	14	32
Wairua	15	34
Here To Stay	16	36
Other Resources		
Chord Charts		6
Strumming Rhythms		7
How to read ukulele TAB		38
Uke-Art Template		40



Important Notice Regarding Copyright:

Your school should have a music licence from APRA/AMCOS that entitles you to perform music at school, take part in music festivals, photocopy music for educational purposes, produce CDs of school performances and communicate music on a school intranet. You may reproduce songs from this booklet only accordance with this licence. This ensures your school is copyright compliant. NZ School Trustees Association administers school music licences on behalf of APRA/AMCOS and PPNZ Music Licensing. Call the NZSTA Copyright helpdesk on 0800663486 for more information or visit <http://www.nzsta.org.nz/nzsta-services/copyright-licensing/>

The Kiwileles' songbooks and rehearsal CDs are prepared by the

The NZUT Education Team

Maria Winder

Whaiora Hotere


Philip Griffin

NZ Ukulele Squad

PERFORMANCE TIPS

How to sit and hold your uke

When you play an instrument or sing, your posture is very important. Good posture not only makes you look better but it makes you sound better too. Sit with a straight back and your ukulele close to your body at a **45-degree angle**.



Kiwilele playing position

Group playing skills

The Kiwileles is a massive orchestra, the biggest in NZ, maybe the world! Most orchestras have one leader. Ours needs several! You will need to watch your leader closely and be ready to stop and start at the same time as everyone else.

It is very important to keep your ukulele silent before and after the songs, just as orchestral musicians do. This picture shows how the Kiwileles look when they are waiting to start another song, or listening for instructions at rehearsals. We call this **"rest position"**.



Kiwilele rest position


Tuning your ukulele

If you can't hear the "my dog has fleas" melody when you pluck your open strings, your ukulele needs a tune up! All stringed instruments need to be tuned before they are played. Ask an expert, or tune your own ukulele, if you know how. Carefully wind the tuning pegs to adjust the pitch of your strings to match the notes GCEA

- ♪ Use a clip-on electronic tuner
- ♪ Find the notes of the strings (GCEA) on a keyboard
- ♪ Use a ukulele tuning App or website



Kiwilele salute!



Listen, listen, listen, then...

1. Sing the whole song
2. Sing and play the chorus with chords
3. Sing and play the whole song with track
4. Play intros and instrumentals
5. Sing and perform the whole song with intros and instrumentals

PROGRESS CHECK

LEGENDS!



Tick the boxes as you reach your goal

1 2 3 4 5

GOAL SETTING



When you have a goal, it is helpful to track your progress. Reward yourself as you progress from 1 – 5 in the table opposite.

Stick with it and before you know it you'll be rocking them out and performing to an audience! Regular, steady practice is the key.

TIPS

- ♪ *The one star songs are the easiest, so start with them.*
- ♪ *Play as many as you can and SING them ALL!*
- ♪ *Learn the chorus first. It is usually the easiest part of the song and it is repeated.*
- ♪ *If you want to keep strumming while you sing and you can't play the trickier chords, play the "Z" chord.*

Kiwi Ukulele ★★					
Toro Mai ★					
Everybody Loves Saturday Night ★					
Manu O Le Vaveao ★					
Nurses of Anzac ★					
Whiti Te Marama ★★					
Ukulele Boogie ★★★★					
Tiare Rarotonga ★					
Won't You Stay ★★					
A Te Tarakihi ★★					
Shoshaloza ★★					
Over The Rainbow ★★★★					
Tūtira Mai ★★					
Rivers ★★					
Wairua ★★★★					
Here To Stay ★					



Can you play any from memory?

AWESOME!

Basic Chord Diagrams for Kiwileles Music

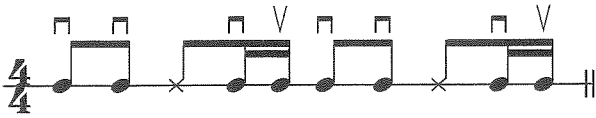
Kiwi Ukulele	C	G	G	G7	Am	Bb6				
C										
Toro Mai	C	F	G7	C7						
C										
Everybody Loves Saturday Night	C	F	G7	Dm	Em					
C										
Manu O Le Vaveao	C	F	G	G7						
C										
Nurses Of Anzac	C	Dm								
C										
Whiti te Marama	D	C	G	Em7						
D										
Ukulele Boogie	C	C6	C7	F	G7					
C										
Tiare Rarotonga	C	C7	F	G7	Am					
C										
Won't You Stay?	F	Dm	Bb	C	Am					
F										
A Te Tarakihi	Dm	Gm7	A	G						
Dm										
Shoshaloza	C	F	G	G7						
C										
Over The Rainbow	C	Em	Am	F	G	Fadd9	E7			
C										
Tutira Mai	F	Bb	G	C7	F7					
F										
Rivers	D	A7	A	G						
D										
Wairua	x D ^b x	x B ^b m x	x A ^b x	x G ^b x	D	Bm	A	G	B ^b	C
D ^b & D										
Here To Stay	C	F	G							
C										

Chord diagrams by Mike Dickison and Philip Griffin

Kiwi Ukulele

The New Zealand Ukulele Festival Theme Song


by Kevin Fogarty



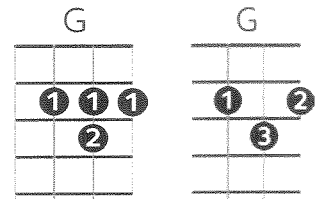
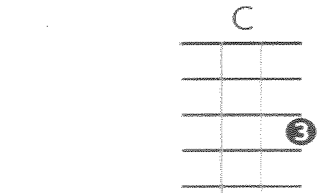
INTRO: C for 8 beats

VERSE 1

I wanna take you 'round the islands of Aotearoa
 I wanna strum a new song for you daily
 And when the moonlight is a spotlight
 There's a warm breeze through the kauri
 I'll sing you some Kiwi ukulele (ukulele)

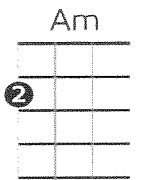
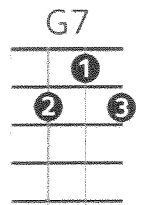


You might find it easier to play G this way. We call it "GEASY!"




VERSE 2

You can ski! You can bungee!
 C'mon watch the whales and see
 Icebergs floating off Dunedin
 We can buzz 'round in the Beehive
 Take a cruise ship or a train ride
 To the festival of Kiwi ukulele!

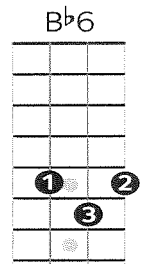
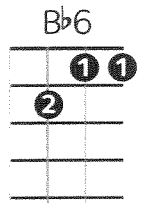


BRIDGE

There's a long white cloud upon the land
 The islands where I was born
 A trail of footprints in the sand
 The warmth of a smile
 Someone who understands.



Legends: You might like to play Bb6 by making the G shape on the 5th fret.




INSTRUMENTAL (Play the chords with your uke behind your head, or play the melody below)

C III C III C III G III

G III G III G⁷ III C III

VERSE 3

C
 With four strings uke'n do it
 The uke will take you to it
 G
 So write a song that's for your baby
 If you're feeling down,
 Turn yourself around and
 G⁷ C
 Sing me some Kiwi ukulele
 G
 If you're feeling down, turn yourself around and
 G⁷ C
 Sing me some Kiwi ukulele!



Kevin Fogarty organised the very first NZ Ukulele Festival at Mt Roskill Intermediate School in 2007. He composed *Kiwi Ukulele* especially for The Kiwileles and the song has been performed by many thousands of students over the past 12 years. The Kiwileles even broke the world record for the biggest ukulele ensemble in 2009!






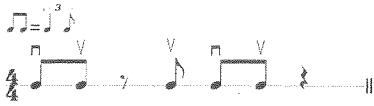
Published with the kind permission of the composer

2017 Kiwileles' Homecoming At Mt Roskill Primary School

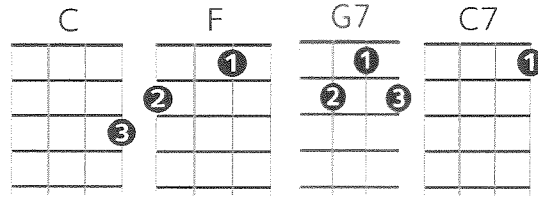


Thanks
Mt Roskill!




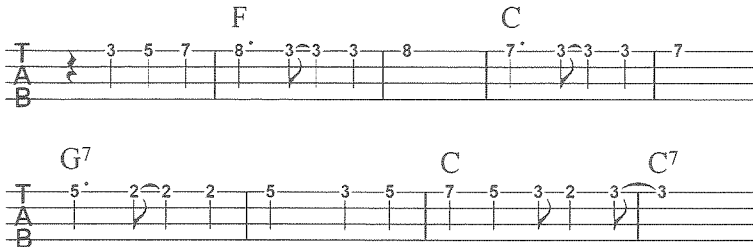


Toro Mai



Nā Eru Timoko me
Matutaera Kingi Ihaka
Kaitito Ukurere M Winder
mō Te Rūnanga
o Ukurere o Aotearoa

Introduction



Uki's Te Reo Māori tips

Nā = made by, or belonging to
Kaitito Ukurere = arranged for ukulele by
mō Te Rūnanga o Ukurere o Aotearoa = of NZUT

Verse One

C7 F

Toro mai tō ringa

C G7

Kia harirūtia Tō ringa i awhi pono

C C7

I awhi taku tinana. Aue, aue!

Chorus

F C

Aue, aue te aroha ki a rātou mā

G7 C C7

Aue, aue te aroha ngau whakaroto nei_____

Instrumental (same as introduction)

Verse Two

C7 F

Hikitia! Hikitia e ngā iwi

C G7

Kia rewa ki runga Ngā taonga a ngā matua

C C7

Kua ngaro i te pō Aue, aue!

Chorus

F C

Aue, aue te aroha ki a rātou mā

G7 C

Aue, aue te aroha ngau whakaroto nei_____

Puritia ki a mau, hi aue hi!

Translation

Reach out your hand
And clasp mine
In truth and friendship

Oh the love
For those that have gone
Oh the compassion
That consumes me

Oh my people
Uphold and exalt
The treasures of those
Who have gone before us.

Oh the love
For those that have gone
Oh the compassion
That consumes me

Hold fast! Hi!

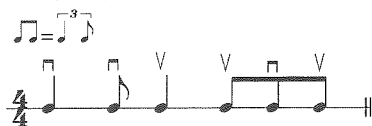
Published with the kind permission of John Tapene on
behalf of the late Sir Kingi Ihaka and whānau.

Sir Kingi wrote waiata to be sung in four part harmony, to be chanted as waiata tawhito, to be voiced as haka taparahi and to be heard and taken up by people. His waiata were not written to be lost over time. He would be proud to know that his waiata continue to be used by people irrespective of race, creed. The original composer is unknown, however Sir Kingi Ihaka's father Eru composed the lyrics that we have here to complete the message of the original song.

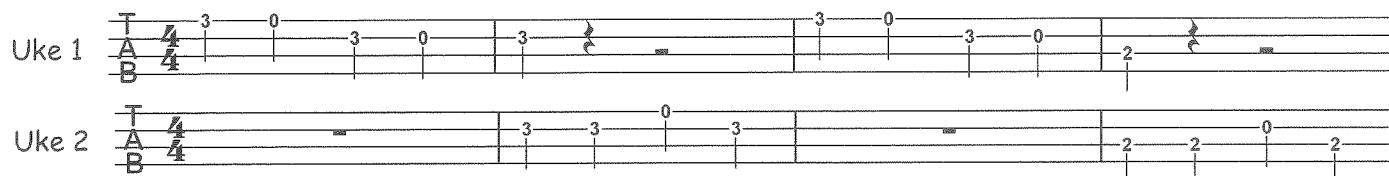
Everybody Loves Saturday Night

Traditional song from Nigeria
Arr. M. Cornish for NZUT

Everybody Loves Saturday Night



Thank you to Waihoroi Shortland
for translating the waiata
into te reo rangatira.



INTRO: 4 bars - pick Uke 1, 2 (or both!) or strum

C /// G7/// C/// G7///

Verse 1

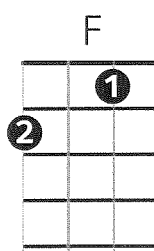
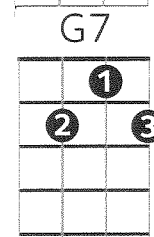

C G7 C
Everybody loves Saturday night---- (everybody, everybody)

C G7 C
Everybody loves Saturday night---- (everybody, everybody)

Single Strum on each chord:

C F C G7
Everybody, everybody, everybody, everybody

C G7 C
Everybody loves Saturday night---



Verse 2: Nigerian

C G7 C
Bobo waro fero Satodeh

C G7 C
Bobo waro fero Satodeh


C F C G7
Bobo waro, bobo waro, bobo waro, bobo waro,

C G7 C
Bobo waro fero Satodeh

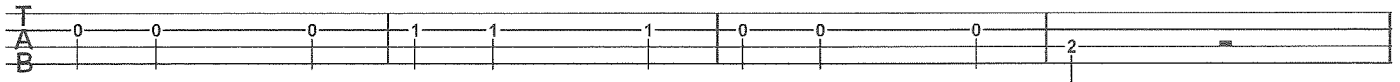
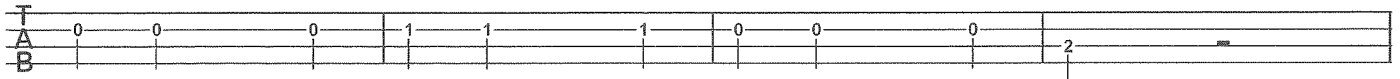
Instrumental - single strum on each chord, unless picking...

C /// Dm/// Em/// Dm/// C /// Dm/// Em/// G7///

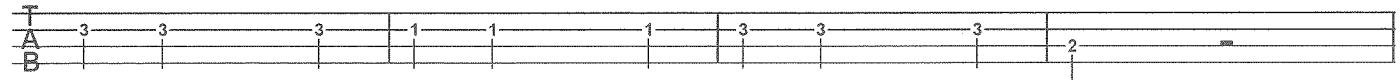
Instrumental for Legends



Instrumental One for Beginners:



Or Instrumental Two for Beginners:



Verse 3: *Te Reo*

C G7 C

Pai te katoa ki te pō Rāhoroi e

C G7 C

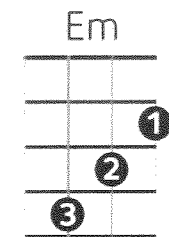
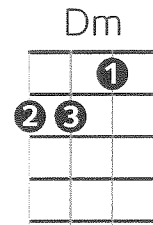
Pai te katoa ki te pō Rāhoroi e

C F C G7

Pai te katoa, pai te katoa, pai te katoa, pai te katoa

C G7 C

Pai te katoa ki te pō Rāhoroi e



Verse 4: *Repeat verse 1*

Everybody loves etc...

CODA (*a CODA is an ending in music*)


Single strum on each chord:

C F C G7


Everybody, everybody, everybody, everybody

C G7 C

Everybody loves Saturday night---!




Songwriting Competition



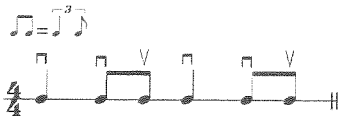
You can do it! Write a song for The Kiwileles to sing!
Our judges will be looking for **an original song**, suitable for children to sing, that features the ukulele.
Win cash prizes, performance and recording opportunities and the chance to have your song in next year's Kiwileles' Songbook
See www.nzukulele.org.nz for details

Have you got the K-Factor?



Does your ukulele group perform with confidence and style (*The Kiwileles-Factor*)?
We are searching for the best Youtube performance of a 2018 Kiwileles' song.
Your goal is to make the judges go "Wow!"
The winning school will receive
a ukulele prize pack
and will be invited to perform on stage at the
2018 NZ Ukulele Festival and be presented with
The Bill Sevesi K-Factor Award.
See www.nzukulele.org.nz for details





Manu O Le Vaveao

Traditional Samoan Song
Arr NZUT

Intro N.C. G G7 C

Uke 1

Uke 2



This is Eunice Lomiga! Eunice is in the NZ Ukulele Junior Squad. You'll hear her beautiful voice singing Manu o le Vaveao on the Kiwileles' CD recording!

Verse One

G7 C F C
Manu o le vaveao tausani i fuga la'au

C G G7 C
A e ala usu ita i le faiva o mafaufau

C F C
Talu o lo'u popole ne'i te'i ua le taulau

C G G7 C
Taanu'u ai le upu: ua le au le ina'ilau

C F G G7 C7

TALI (Chorus)

C7 F C
Aue, aue! Se'i fai mai sau upu

C G G7 C
pe tua i ni mala, pe tua i manu

C7 F C
Sau funa la'u pele, sau ma sina ipu vai malu

C G G7 C
se'i inu ane ai tama o le nu'u



Instrumental

Uke 1

Uke 2

Chorus

Verse Two

G7 C F C
Lo'u fiafia e i le teine pe tua i ni a

C G G7 C
Upu sa ta fai o le au Amene i luga

C F C
A e popole lo'u loto o na'o sau tupua i nana

C G G7 C
Ne'i lilo utuma a e aliali na o utumau

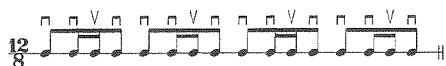
Chorus

Manu O le Vaveao is an old, traditional Samoan song. The lyrics are poetic metaphors. Here's the general meaning:

This song talks about a young man who awakes in the morning to the sound of the birds singing, and the beautiful flora and fauna of Samoa. He seems to be concerned about a relationship he feels may be lost if he does not nurture it. He compares his love to the responsibility given to men of the thatching of a house and the protection it gives just as he is the protector of his loved one. He worries also about the loyalty of his sweetheart and laments this. He wants to know if she feels the same way he does. He would be happier if he knew what she was thinking and prays to a higher power for strength. However, he still worries but hopes that he can endure.

Nurses of Anzac


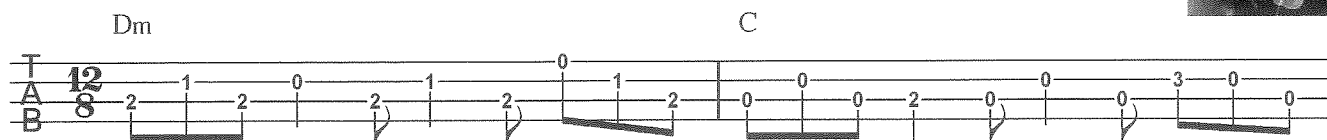
By Marian Burns



Marian is a great supporter of all things ukulele. She is a music teacher, Kiwileles' workshop presenter and leader, conductor, composer, community music leader and regularly performs and tours as a professional musician.
www.marianburns.nz



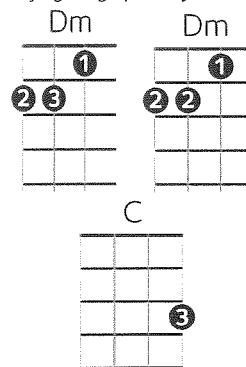
Intro:
Dm /// C /// Dm /// C ///



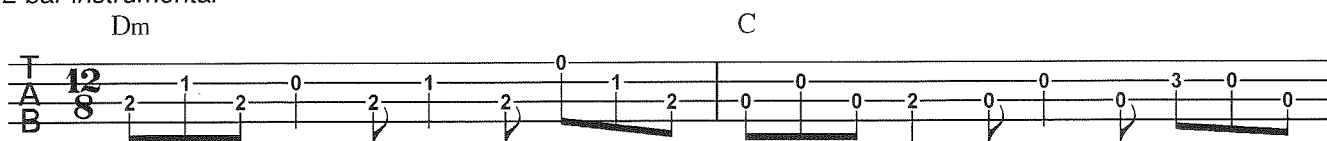
Verse One:

Dm
Nurses of Anzac, you were so brave.
C
Tending the wounded - the men that you saved
Dm
Lifting their spirits - giving them hope
C
Your love and devotion but how your hearts broke
Dm C
So un-fair (2 bar instrumental) So un-fair (2 bar instrumental)

2 fingering options for Dm




2 bar instrumental



Verse Two:

Dm
The bullets and the shrapnel - the blood the burns.
C
Frost bite from the trenches - the state of minds turned
Dm
You did your best when conditions were poor
C
You'd patch them all up and they'd be sent to war
Dm C
So un-fair (2 bar instrumental) So un-fair (2 bar instrumental)



11th November is Remembrance Day (sometimes called Armistice Day), when an armistice was signed to end World War One in 1918.

2018 marks 100 years since the 1st World War ended and we commemorate the sacrifices of the men and women who lost their lives, serving New Zealand during the wars.

Verse Three:

Dm
A-midst all the chaos created by war.
C
You were the bright light, that many men saw
Dm
The young and the innocent – the old and the wise
C
Who set out so bravely but too many died
Dm C
So un-fair (2 bar instrumental) So un-fair (2 bar instrumental)



The first New Zealand Army Nursing Service (NZANS) nurses to leave New Zealand, on the deck of the SS Rotorua, April 1915.
Photo credit: Alexander Turnbull Library

Canticle:

Dm C Dm C
Light a candle. Say a prayer. Think of all who laboured there
Dm C
Remember them (2 bar instrumental) Remember them (2 bar instrumental)
Dm C
Remember them (2 bar instrumental) Remember them (2 bar instrumental)

CHOOSE PART ONE OR PART TWO AND SING TOGETHER

Stop strumming after the first Dm and keep singing. Resume strumming at "so unfair" (verse one), or "remember them" (canticle)


Part 2: Verse One

Dm (stop)
Nurses of Anzac. You were so brave...

Part 1: Canticle

Dm (stop)
Light a candle. Say a prayer...

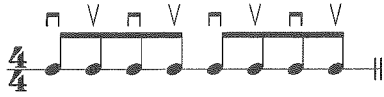
Lead Instrumental
Dm/// C/// Dm/// C///



Dm C
Remember them (2 bar instrumental) Remember them (2 bar instrumental)
Dm C (one strum)
Remember them (2 bar instrumental) Remember them




Published with the kind permission of the composer



Whiti te Marama

Nā Hirini Melbourne
Kaitito Ukurere M Winder
mō Te Rūnanga o Ukurere o Aotearoa



Listen for Uki's kiwi voice!

Intro

Recorder

Ukulele


Chorus

D G
Whiti te marama i te pō
G D
Tāho iho mai koe
C G D
Hei karu mō te mata o te pō (× 2)

D	G
C	Em7

Verse One

D C G
Tō ana te rā ki te moe e
G D
Tāho iho mai koe
C G D
Hei karu mō te mata o te pō (× 2)




This is a great waiata to use with the poi. Keep an eye out for our Kiwileles demonstrating the poi dance.

Bridge

C D Em7 D
Ki te kore koe te karu o te pō
Em7 D
Pōuri ana taku ara e (× 2)

Instrumental (same as intro)

Here is Norma-Dee Peita, recording Whiti Te Marama! Such a lovely voice!



Verse Two


D C G
 Hoki ana ahau ki te moe e
 G D
 Ttaho iho mai koe
 C G D
 Hei karu mō te mata o te pō (x 2)

Chorus

D G
 Whiti te marama i te pō
 G D
 Ttaho iho mai koe
 C G D
 Hei karu mō te mata o te pō (x 2)

Ending

C G D
 Whitiwhiti ana e
 C G D
 Te marama i te pō
 C G D
 Whitiwhiti ana e
 C G D (long chord)
 Te marama i te pō



Hirini Melbourne (1949 – 2003) was from Tuhoe and Ngati Kahungunu tribes. He was a secondary school teacher, a writer, editor, composer and singer. Hirini was influential in the revival of the Māori language by providing hundreds of wonderful children’s songs for schools, including Kiwilele songs Nga Iwi E, Tthore Mai and Porea Nei.

Jan Melbourne sent the following message to NZ Ukulele Trust for the Kiwileles: *We, his family, are always happy to know Hirini's music is being used and enjoyed, particularly by children. We know he'd have been thrilled to have the Kiwileles performing his work!*

Translation:
*The moon rises at night and shines down
 As the light of the night*

*The day is yours to sleep
 You shine as the light of the night*

*If you are not shining at night
 My path is dark and sad*

*Even when I return to sleep
 You are the light of the night*

The moon rises at night



Published with the kind permission of the
 Hirini Melbourne Whanau Trust

Ukulele Boogie

NZ Ukulele Band (2009)

Count in 1, 2, 3, 4

1st time, chords only
 2nd time, pick melody with single strum
 3rd time, melody with chords
 4th time, chords with C blues improvisation
 5th/last time, melody with chords, or improvise, ending on C

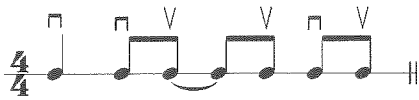
C - C - C - C7
 F - F - C - C
 G7 - F - C - G7

Ukulele Boogie is a 12 bar blues in the key of C. Strum for 4 beats on each chord.

Try singing these songs as you strum:
Hound Dog, Blue Suede Shoes, Tutti Frutti, Johnny B Goode, Rock Around the Clock, Folsom Prison Blues, Mustang Sally.

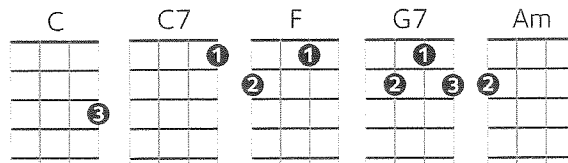
What other music do you know that follows the same 12 bar blues pattern?

C Blues Scale

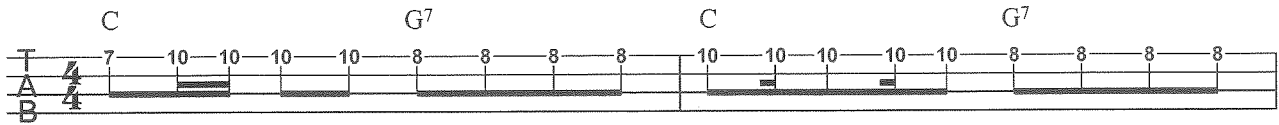


Tiare Rarotonga

Traditional Cook Island Song
 Arr LJ Unuia, M Winder
 and A Tapene for NZUT



Intro



VERSE

C
 Te ei nae au
 Te poe nae au
 G (stop) C G7
 Tiare Rarotonga
 (repeat)

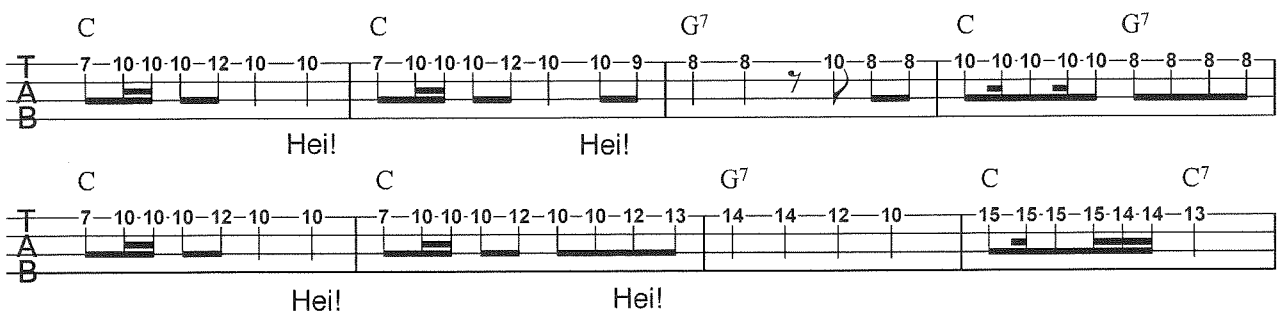
CHORUS

F
 Fetu fetu mae to manea
 C Am
 Vaiso atu au
 G7 C C7
 Aue ua reka o taua e

 F
 Fetu fetu mae to manea (He ha hei aha ha)
 C Am
 Vaiso atu au
 G7 C G7
 Aue ua reka o taua e

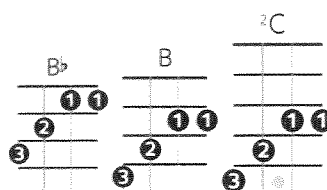
Repeat VERSE x 2 and CHORUS x 2

INSTRUMENTAL




CHORUS

Legends – try playing the fancy ending!



Translation:
 This lei of flowers,
 I give to you
 To show the beauty of Rarotonga
 The beauty of the blossoms



LJ Unuia recorded the instrumental backing track for NZUT
 He performed at the 2011 NZ Ukulele Festival
 with his nephew!



Ani Tapene (top right) teaches at Te Kura Taumata o Panguru.
 She and her students travelled 6 hours to Auckland to record the
 vocals for the 2018 Kiwileles! Meinga Meinga Panguru!



Meet Allen Karena, the winner of “Uke Quest 2017!!” and the lucky recipient of a ukulele prize from competition sponsors *Lewis Eady!*

Allen has been a member of the Development Squad for five years. He is now a Year 13 student at Te Kura Taumata o Panguru in North Hokianga

If you would like to enter Uke- Quest, the entry form will be available on our website.

Entries are open to Y7-13 students attending school in NZ.

www.nzukulele.org.nz


UKE-QUEST 2018

The Search for
New Zealand’s
Top Ukulele Talent!
Could it be you this year?



Won't You Stay?

By Frank Olivier
2017 Winner
APRA-NZUT Uke Can Do It

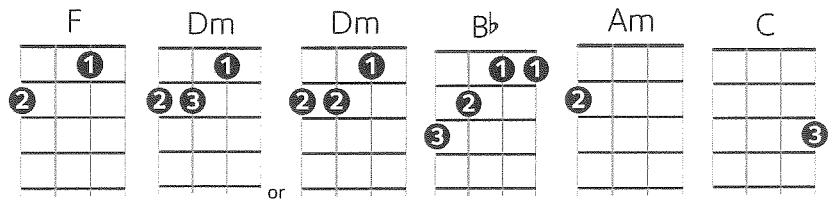


Verse One:

F Dm
Round and round the cycle goes, I feel the surf beneath my toes
Bb C
Pack my things into my car, I can't go back I've come too far
F Dm
The longer days, the sea and sun. Starry nights, the evening fun
Bb Dm Bb
I drive across the motorway, till the night comes won't you stay?
Bb
Won't you stay?

Chorus:

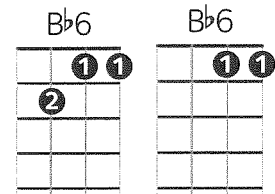
F Dm Am
Oh and I feel so good about you
F Dm Am
Oh and I feel so good about you
Bb C
Don't you understand?



Verse Two: (new strumming pattern)

F Dm
Round and round the cycle goes, the lights go out, the curtains close
Bb C
Woke up to another year, side by side, we'll never fear
F Dm
Day by day I thought of you, adventures that we like to do
Bb C Bb
I drive across the motorway, till the night comes won't you stay?
Bb
Won't you stay?

Easier options for Bb



Chorus:

F Dm Am
Oh and I feel so good about you
F Dm Am
Oh and I feel so good about you
Bb C
Don't you understand? I see you.

Coda:

F (one strum on each chord) Dm
Round and round the cycle goes, I feel the surf beneath my toes
Bb C
Pack my things into my car, I can't go back I've come too far
Bb (2nd strumming pattern) F
Won't you stay, won't you stay, won't you stay




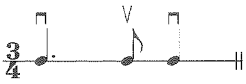
Frank performed his winning song at the
2017 Kiwileles Homecoming
See www.nzukulele.org.nz
for details and entry form for the
2018 APRA Uke Can Do It
Song writing competition



A note from Frank:

I wrote "Won't You Stay?" in a small apartment in Auckland Central on a rainy day. I was longing for colour, warmth, daylight. However, when days are grey and the winter lingers, you need people who bring that warmth back into your life. We love sunny days and beautiful views, but seasons come and go. Looking back at this song I think I was pondering how the world changes in cycles, but how the bonds we form with loved ones are much, much more permanent.





A Te Tarakihi

Traditional Waiata
Kaitito Ukurere M Winder
mō Te Rūnanga o Ukurere o Aotearoa

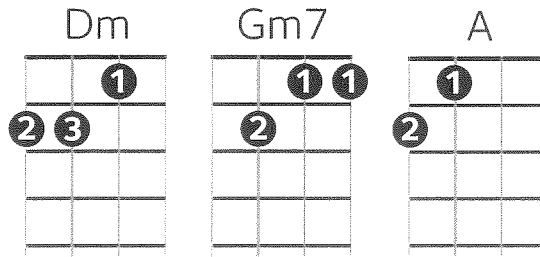
Intro

Play Z chord for 8 bars

Dm Gm7 Dm x2
Dm Gm7 Dm
E pākia kia rite
Dm Gm7 Dm
E, ko te rito kia rite
Gm7
E, takahia kia ngāwari
Dm Gm7
E, torōna kei waho
A
Hoki mai


Dm Gm7 Dm
E whakarongo ai au
Gm7 Dm
Ki te tangi mai
Gm7 Dm
A te manu nei
Gm7 Dm G
A te tarakihi
Dm G
I te weheruatanga
A
O te pō (chant starts – 2nd time only)

Dm Gm7 A
Tara rata kita kita
Dm Gm7 A
Tara rata kita kita
Gm7 A Dm
Wiri o papa, towene, towene
Gm7 A Dm
Wiri o papa, towene, towene
Gm7 A
Hope whai ake (hi)
Gm7 A
Turi whatia
Dm
Ei, Ei, ha! (repeat from the beginning)



Thanks to Te Ohorere Williams,
for recording A Te Tarakihi
What a beautiful voice!
She is studying classical
performance in voice at the
University of Auckland

A te Tarakihi is an ancient Māori chant
that was arranged by NZ composer
Carl Doy for Kiri Te Kanawa to sing.
We think Te Ohorere will be a famous
opera singer too!



Translation:


Clap in unison
In unison, in unison
Stamp your feet
Hands outstretched
Then back

I listen
To the cry
Of this flying creature

Uki loves cicadas! Which
other insects do you
know that can sing?



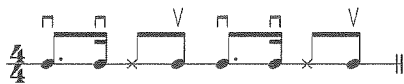
Of the cicada
In the middle
Of the night.,



Tara rata kita kita
(Cicada noises)

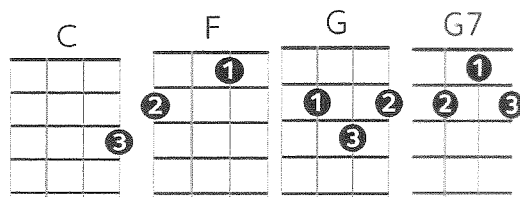
Quivering rear end,
whirring, whirring

Knees bent
Hips swaying



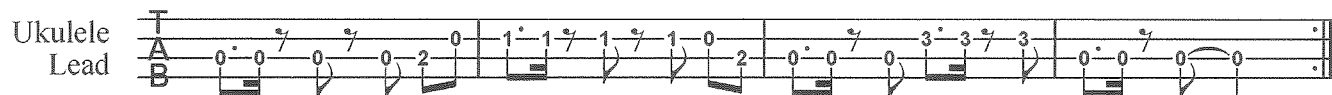
Shoshaloza Medley

Traditional Zulu
Arr. Edwin Randell for NZUT




Edwin Randell, aka Kiwileles' DJ
appeared as Beethoven in 2016 with
The Kiwileles at Vector Arena

Intro



2nd time add harmony



Zulu greetings:

<i>Leader</i>	<i>Everyone</i>
Sanbonani!	Sawubona
Ninjani?	Siyaphila
Sanbonani!	Sawubona
Ninjani?	Asicula!
 (Sing)	C
Shoshaloza	Shoshaloza
F	F
U yehe	Ku le zonthaba
	G C
	Stimela sipum'e South Africa
C	C
Wen' uyabaleka	Wen' uyabaleka
F	F
U yehe	Ku le zonthaba
	G C
	Stimela sipum'e South Africa

(repeat song)

Translation

Sanbonani! - Hello to all! (I see you all!)
 Sawubona - Hello to one (I see one)
 Ninjani? - How are you all?


Siyaphila - We are healthy
 Asicula! - Let's sing!

Shosholza - Sound of the steam train
 Ku le zonthaba - He's going there, over the mountains
 Stimela simpum'e South Africa - Steam train comes from SA
 Wen'uyabaleka - The train is running away

Asigita means Let's play guitar!
 (There is no word in the zulu language for ukulele)

Woza amaKiwileles! - Bring it on Kiwileles!

Strum the chords or play the melody? You can choose!



Zulu greetings:

Leader	Everyone
Sanbonani!	Sawubona
Ninjani?	Siyaphila
Sanbonani!	Sawubona
Ninjani?	Asigita!

Suikerbossie!

Suikerbossie is a traditional Zulu song about young sweethearts

Musical notation for the song 'Suikerbossie!'. It consists of four systems of guitar tablature. Each system has three staves labeled T (Treble), A (Acoustic), and B (Bass). Chords are indicated above the staves: C, F, G, and C. The notation includes fret numbers (0-10), accidentals (sharps and flats), and rhythmic markings (accents and slurs).

Zulu greetings:

Sanbonani!
Sawubona
Ninjani?
Siyaphila
Asigita!

Shoshaloza... (sing as before)

Leader	Singers
C	C
Kiwileles	Kiwileles
F	F
You can strum	Strum pick and play
	G C
	To the beat of Shoshaloza
C	C
Playing uke is so much fun	Playing uke is so much fun
F	F
You can strum	Strum pick and play
	G C
	To the beat of Shoshaloza

Ending

G7 C
Shoshaloza _____

Woza amaKiwileles!

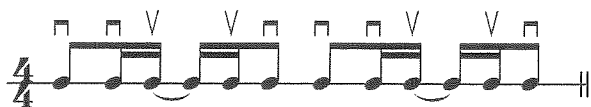
Over the Rainbow

Music by Harold Arlen

Lyrics by E.Y. Harburg

arr. M. Cornish

As recorded by Israel Kamakawiwo'ole



INTRO

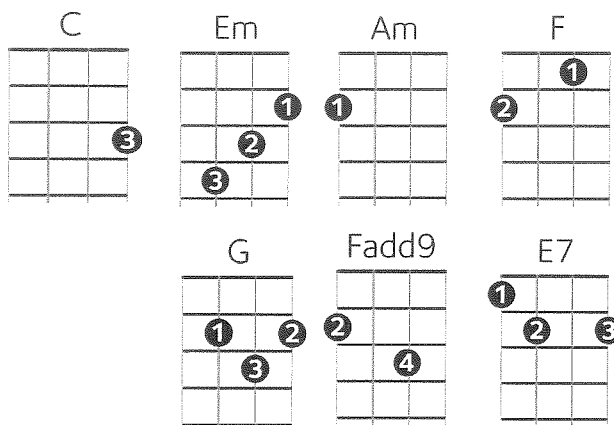
C / Em // Am / F // IC / G // Am / F(add 9) // IF // // I

C // // Em // // IF // // IC // // I

Ooh-----

F // // E7 // // Am // // IF // // I

Ooh-----



VERSE 1

C Em
Somewhere over the rainbow
F C
Way up high
F C
And the dreams that you
G Am F
Dreamed of once in a lullaby-----oh

VERSE 2

C Em
Somewhere over the rainbow
F C
Blue birds fly....
F C
And the dreams that you dreamed of
G Am F
Dreams really do come true-----



CHORUS

C
Someday I'll wish upon a star
G Am F
Wake up where the clouds are far behind me
C
Where trouble melts like lemon drops
G
High above the chimney top
Am F
That's where you'll find me - oh



VERSE 3

C Em
 Somewhere over the rainbow
 F C
 Bluebirds fly
 F C
 And the dreams that you dared to – oh
 G Am F
 Why, oh why can't I? I?

CHORUS

C
 Someday I'll wish upon a star
 G Am F
 Wake up where the clouds are far behind me
 C
 Where trouble melts like lemon drops
 G
 High above the chimney top
 Am F
 That's where you'll find me - oh

VERSE 4


C Em
 Somewhere over the rainbow
 F C
 Way up high
 F C
 And the dreams that you dare to
 G Am F
 Why, oh why can't I? I?

OUTRO

C / / / / | Em / / / / | F / / / / | C / / / /
 Ooh-----

F / / / / | E7 / / / / | Am / / / / | F / / / /
 Ooh-----

C (roll down softly with your thumb)



MUSIC BOX:
 This song was arranged by wonderful former chair of NZUT, Mary Cornish.


It was originally written for the film *The Wizard Of Oz* in 1939 and was sung by child star Judy Garland. Over the rainbow has been recorded many times by different artists, but it was the Hawaiian musician Israel Kamakawi'ole who made this ukulele version so popular.

He sings the melody a little differently than the original – putting his own character and style into the music.

You might like to compare this version to the original, or one sung by the jazz singer Eva Cassidy

When you record or sing your own version of someone else's song it is called a "**cover version**".

©1939 EMI Feist Catalog Inc.
 BMG AM Pty Limited
 All rights reserved. International Copyright Secured.
 Used with permission of Music Sales Pty Ltd.



An opportunity for talented
KIWILELES who want to take their
skills to the next level...




The **NZ Ukulele Squads** play at the Auckland
Town Hall during the APPA Music Festival in
November and at NZUT performance events.

The Squads are an opportunity for older
students to advance their skills and to develop
musical leadership.

If you can play several chords, pick melodies,
have some wicked strums and can read TAB
or conventional notation, you might like to
apply to be in one of the
2018 NZUT NZ Ukulele Squads!

The Junior NZ Ukulele Squad
'Rangatahi o Te Kapa Ukurere o Aotearoa'
'The Youth of NZ Ukulele'
is open to Year 5 - 8 students

The Senior NZ Ukulele Squad
'Kaiārahi o Te Kapa Ukurere of Aotearoa'
'The Leaders of NZ Ukulele'
is open to Year 9 - 13 students



The NZUT Ukulele Squads have their very
own instrument library of baritone, tenor,
concert and soprano ukuleles, made
available by a generous sponsorship from
Kala Ukuleles and Lynn McAllister Music.



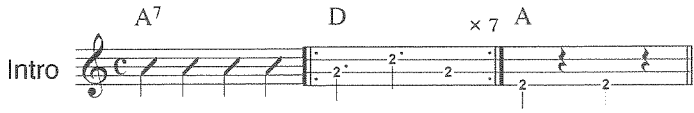
You need to be able attend a Squad "Boot
Camp" over three days at the end of Term 3
and two ½ day, weekend rehearsals early in
Term 4. You will also be expected to practise
your Ukulele Squad music and be prepared to
work hard and play hard!

Applications are welcome
from talented ukulele players.
Email admin@nzukulele.org.nz
for an application form.

There is a small cost involved to register.

Rivers

By Six60
 Arr Hannah Milo
 And Philip Griffin for
 NZUT



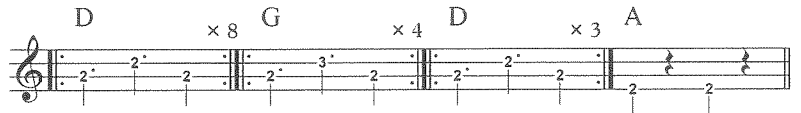
D
 Oooh Oooh Oooh Oooh x 4

Most of the time we can
 pluck the 2 inside strings
 for page one.




Hannah Milo is in the
 NZ Ukulele Senior Squad!
 We're so proud to have her
 arrangement
 in this year's repertoire and
 her beautiful singing on the CD!

D
 All night, all night. She wants to run forever



Hold tight, hold tight. When we get some time together
 G D A A (pluck and stop)
 Flow, Flow along with me

D
 Low light, low light. That's when it's looking better.



Tonight, tonight. When we get some time together.
 G D
 Flow, Flow along with me

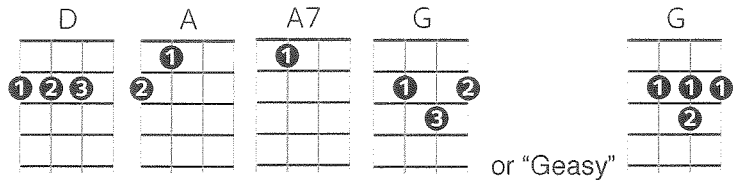
G
 And now I know
 A D A A (pluck and stop)
 That your rivers run deep



D
 Ohhhhh ohoh ohhhhhh ohoh ohhh ohoh oh

G D
 Oh your river, how it flows so deep?
 G A D A A (pluck and stop)
 Oh your river, your rivers run deep

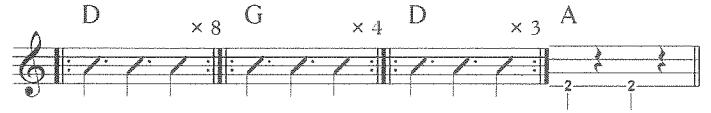




Strumming starts

D
Goin', goin'. That's my decision.


We're floating, floating. Off to oblivion.
G D A A (pluck and stop)
We go. Flow along with me



D
Focus, focus. And we'll have no problems.
G
Hoping, hoping. I hoping you're so.
D
You'll have a place for me



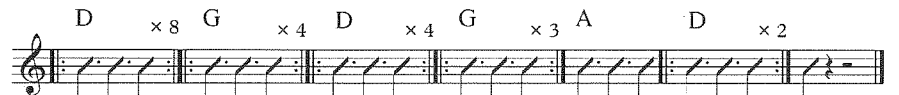
G
And now you know
A D A A (pluck and stop)
That your rivers run deep



D
Ohhhhh ohoh ohhhhhh ohoh ohhhhhh ohoh ohhhhhh

G D
Oh your river, how it flows so deep?

G A D A A (pluck and stop)
Oh your river, your rivers run deep, your rivers run deep



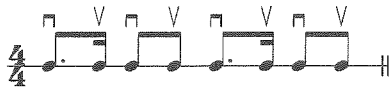
D
Your river runs deep, Your river runs deep, Your river runs deep

G
Your rivers ____
D G A D
Your...



Look who made a guest appearance to perform with The Kiwileles at Vector Arena in 2016!

Words and Music by James Fraser, Marlon Gerbes, Chris Mac, Eli Paewai, Matiu Walters and Priese Board
© Copyright Massive Entertainment Limited administered by Kobalt Music Publishing Australia Pty Ltd and Music of Atlas Holdings/Where is The Pub administered by Mushroom Music Pty Ltd
All print rights administered in Australia and New Zealand by Hal Leonard Australia Pty Ltd
ABN 13 085 333 713 www.halleonard.com.au
Used by Permission. All Rights Reserved. Unauthorised Reproduction is Illegal.

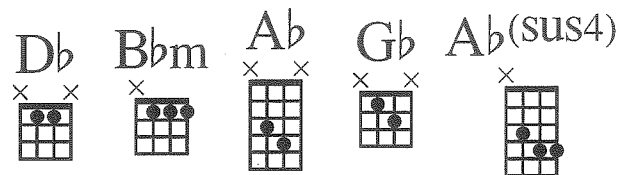


Wairua

Nā Maimoa Music
Arr P Griffin for NZUT


Verse 1:

Db Bbm Ab Gb Bbm Db Absus4 Ab
Ka rāngona ana te wairua
Db Bbm Ab Gb Bbm Db Absus4 Ab
Ko hiako ka hīnawanawa Aaa____
Gb
E kore rawa e tūwhera
Ab
ki te kore e rāngona



Pre-Chorus:

Gb Db Ab Bbm
Te tauronarona o roto
Gb Db Gb Ab
ānō nei he waikare i te whatumanawa
Gb Db Ab (A) Bbm
E kōrengarenga ana tēnei puna
Gb Db Gb Ab (stop)
Kei a koe te tikanga anei rā te waiora


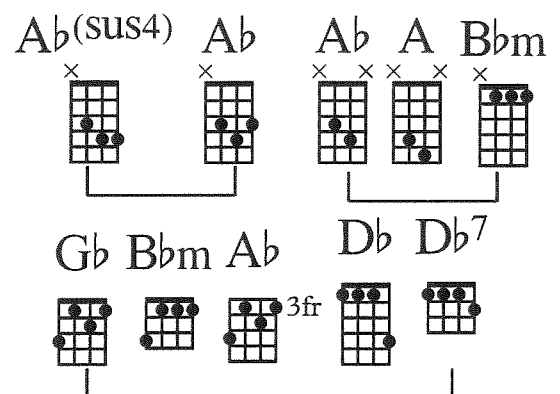


Uki's note on the chords:
There are probably lots of new chords here!
Some of them have more than one option
(Ab has 3!!)
Don't strum or pluck the strings marked X
You can pluck these chords (inside strings)
the whole time if you like, or "legends" may
like to try strum or pluck the trickier options.
If it all seems too hard, enjoy singing and
come in with the ukulele for the
last chorus when it's in D.
Have fun and enjoy the challenge!

Chorus:

Gb Bbm Ab
Te wairua, tukuna ki te ao
Gb Db Ab
Te wairua, tukuna kia rere
Gb Bbm Ab Db
Te wairua, te wairua, He mea whakaawe
Gb Ab Gb Db
Waiho mā wairua koe e kawē

Chord shapes for "Legends"



More on the "Legends" chords diagrams:
Where there's a bracket beneath 2, 3 or 5 chords, look for the part of the song
where those chords occur together. That's where you should use those voicings.
Otherwise feel free to use the simplest option which is on the first page of this chart.

Verse 2:

Db Bbm Ab Gb Bbm Db Absus4 Ab
 Ēngari te ngaringari i te kore
 Db Bbm Ab Gb Bbm Db Absus4 Ab
 Ahakoa he iti, he pounamu Uuu____
 Gb Ab
 Ehara rawa i te ōkiko, ēngari rā, he hononga

Pre-Chorus:


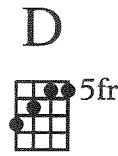
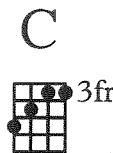
Chorus:

Break-down:

Db
 Winawina tātou na mata i mea Taupī, Taupā. Katikati mōu rā
 Ka puta nei koe nā, hā! Ka puta nei koe nā.
 Takahia paki te pitipiti paki, ki te paopao paki te pitipiti paki
 Db7
 Hei tama, tū tama rā Hei tama, tū tama rā
 Db Gb
 (Ara) takahia paki te pitipiti paki, ki te paopao paki te pitipiti paki
 Bbm Ab A
 Hei tama, tū tama rā. Hei tama, tū tama rā_____

Chorus: (change of key)

G Bm A
 Te wairua, tukuna ki te ao
 G D A
 Te wairua, tukuna kia rere
 G Bm A D
 Te wairua, te wairua, He mea whakaawe
 G A G D
 Waiho mā wairua koe e kawē
 G A Bm
 Waiho mā wairua koe e kawē
 G A Bb C D
 Waiho mā wairua koe e kawē



Thanks Panguru
 for your awesome
 mahi!!!



Translation

*The essence of soul and spirit
 tingles the skin.
 An essence that isn't truly felt until
 one opens up*

*[Pre-Chorus]
 Once confronted
 by internal debate, a source of life
 and inspiration springs within you
 A spring-well of instinct and a soul
 that is completely yours*

*[Chorus]
 It is your SPIRIT - may it spread
 around the world
 It is your SOUL
 - let it fly and soar
 Filled with instinct
 and inspiration
 that can guide you
 to your full potential*

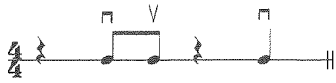
*A little wairua is better than none
 at all, be it small or large
 - it is still a gift
 Although it may not
 be tangible,
 it's a connection blind
 to the naked eye*

*Stomp clap the beat the beat clap,
 to the pound pound
 clap, the beat the beat CLAP!*

*Stand up and let
 your wairua guide you!*

Published with the kind permission of the composers

*E whakaae ana mātou kia whakamahia e Kiwilele
 Te waiata 'Wairua' hei tuku atu ki ngā tamariki me
 Te whānau o Te kāhui Kiwilele.
 Ko te whakamahinga o Te waiata Ka tau ki raro i ngā
 ture copyright me Te whakahoki mai a Te utu ki Apra
 Nā Pere Wihongi, Maimoa Music*

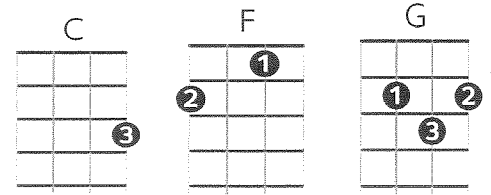



Here To Stay

By General Fiyah
Arr Philip Griffin for NZUT

This song is easy to play. It only has 3 chords and you play the same chord sequence all the way through from beginning to end!

C/// C/// F/// G///



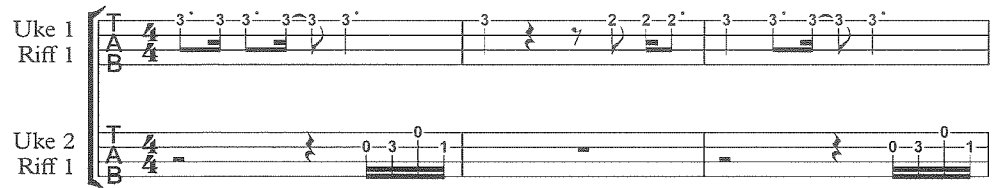
Intro for legends!

C F G

Here's another one!

C F G

Come on!



Chorus

C F G C

I'm here to stay baby,

F G C

For me there's no mucking 'round.

F G C

I do this purely for music.

F G C

Never for the money or fame

F G C

I'm blessed with this music.

F G C

It's my one heart desire

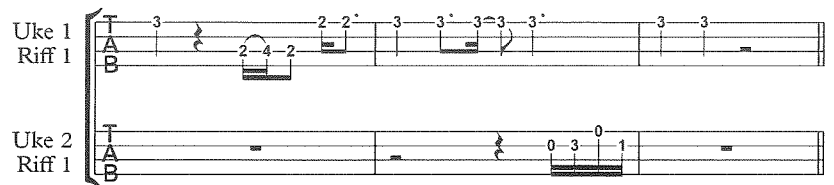
F G C

Surely music takes me higher

F G C

To a place I've never been before.

General Fiyah, watch it man!



Rap section (same chord sequence)

I miss around come quick nobody tell me what they think

Now don't ever forget why we do this music

Not for the popularity, money other things

Ya purely cause we have the passion for the music

The drum and the bass make you move your waist

Meanwhile this reggae music takes you to a higher place

Come and dance up and down


Come and do the rubber duck

Come join the fun there's room for everyone

No room for hate leave your troubles at the gate

General Fiyah on the rhythm,

THD got you moving



Find the C Major Scale

YOUR MISSION:

To find the C major scale on the fret board trail

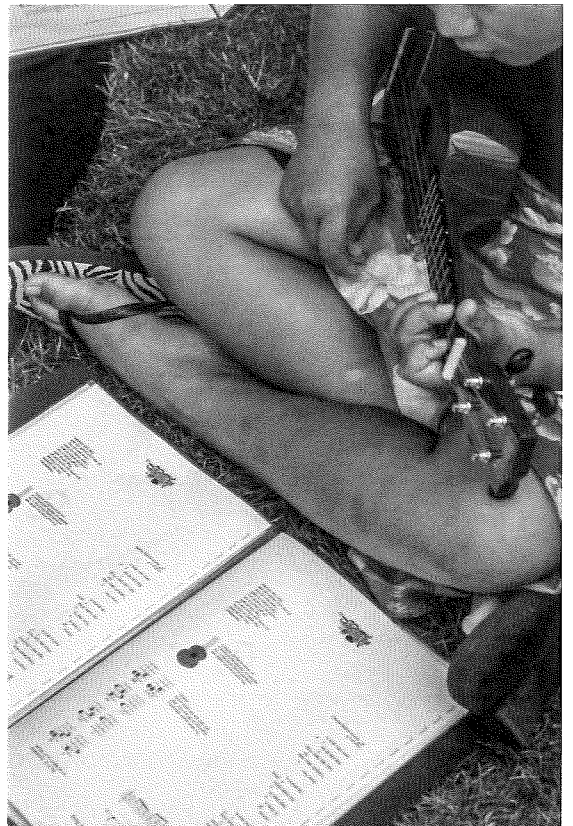
- ♪ Find C, D and E first
- ♪ Find F, then G,
- ♪ Add A, B and C
- ♪ Try playing the whole scale trail
- ♪ Keep your playing even and steady
- ♪ Try retracing your steps (playing backwards)
- Musicians call going higher *ascending* and going lower *descending*

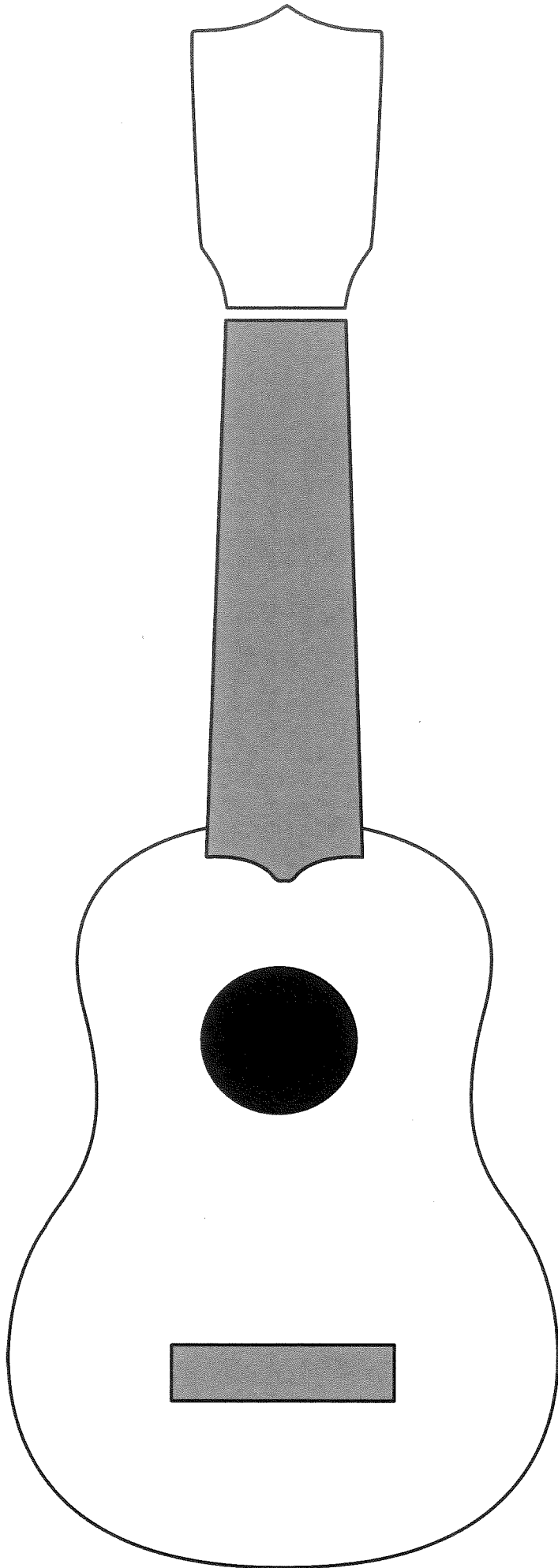
Finish here
or retrace
your steps

Start here on
open C string

Clues:

- C:** 3rd fret on A
- B: 2nd fret on A
- A:** Open A string
- G: 3rd fret on E
- F: 1st fret on E
- E:** Open E string
- D: 2nd fret on C
- C:** Open C string





NZUT Uke-Art

Competition Prizes

Proudly sponsored by



Rules

Only primary and intermediate students can enter, only one entry per student

Design your own original ukulele art under one of the three categories:

1. **Kiwiana** – what being a Kiwi means to you
2. **Pasifika** – e.g. traditions, culture, art, icons, scenery
3. **Outside the box** – your own creative design

Circle below which of the three categories you want your design judged under:

1. Kiwiana
2. Pasifika
3. Outside the box

Email or post it to NZ Ukulele Trust


Entries must be received on or before the closing date – (TBA)

Name _____

School _____

Email _____

Phone _____



ACKNOWLEDGEMENTS

This songbook was made possible with
the generous support of ...

Composers and Arrangers

Thank you for gifting your music!

Philip Griffin
Maria Winder
Kevin Fogarty
Mary Cornish
Marian Burns
Hirini Melbourne Trust
Sir Kingi Ihaka and Whānau
LJ Unuia
Ani Tapene
Frank Olivier
Edwin Randell
Huata Whānau
Maimoa Music
General Fiyah

Photographer

Trevor Villers



**FOUNDATION
NORTH**
*Te Kaitiaki Pūtea o
Tāmaki o Tai Tokerau*

Advisers and Supporters

The Kiwileles
Kiwileles' Teachers & Schools
NZUT Trustees
*(Maria Winder, Whaiora Hotere,
Tania Jeffs and Shane Coward)*
Philip Griffin
Amberleigh Carson
NZ Ukulele Squads
Dave Thompson
Dylan Symonds
Alby Fitisemanu

CD Recording Artists

Philip Griffin for creating backing tracks

Scott Seabright for sound engineering

Kevin Fogarty, Marian Burns, LJ Unuia, Frank
Olivier and Edwin Randell for your recordings

Te Ohore Williams, Hannah Milo, Hope Milo,
Eunice Lomiga, Allenarena, Norma-Dee Peita,
Te Rangimarie Atama- Tamati, Hinepito Wijohn,
Mary Baxter, Paule Pomare, Matira Kata, Niheta
Atama- Tamati, Etuate Lutui, Eliza Beca, Te Kura
Taumata o Panguru and the NZUT musicians for
your expertise and beautiful voices.

Ngā mihi nui ki a koutou katoa
NZ UKULELE TRUST
TE RUNANGA UKURERE O AOTEAROA



